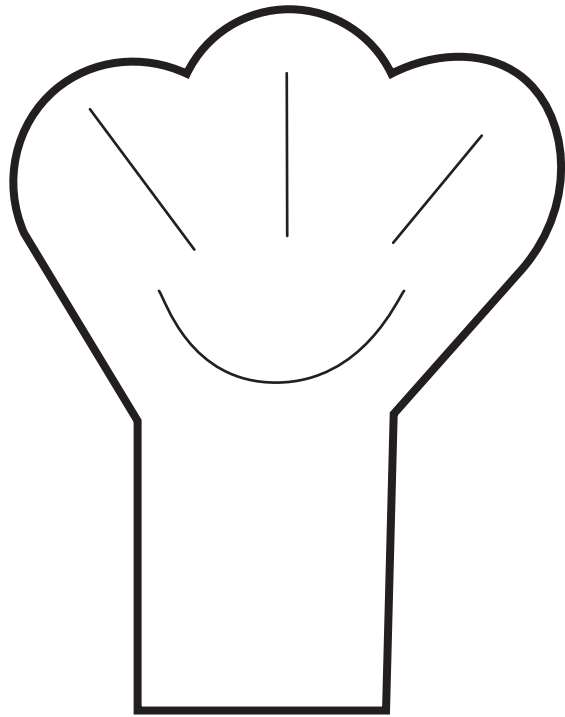


# TOILET PAPER ROLL LOBSTER



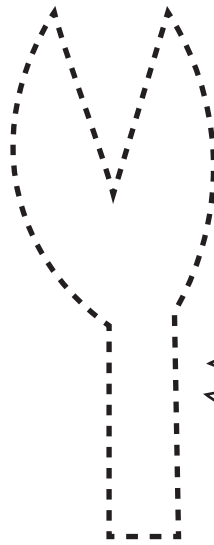
**TAIL**

**EYES**

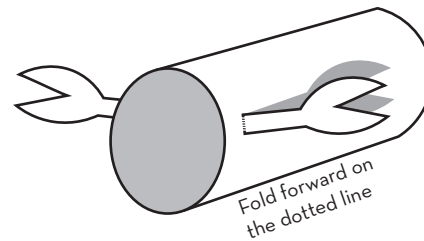


## Materials:


Toilet Paper Roll  
Red crayon  
Scissors  
Tape



**CLAW PATTERN**



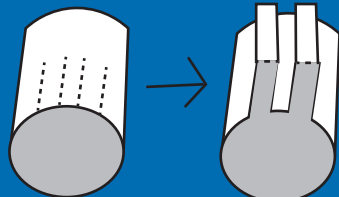
Fold forward on the dotted line



**LEGS**

Cut out this pattern and trace onto each side of the TP roll. Cut out the designated lines and fold forward.

## Directions:

1. Color your TP roll red
2. Color the tail and leg cut outs red
3. Cut out the tail, legs, eyes, and claw pattern
4. Trace the claw pattern on each side of the roll
5. Cut and fold as shown here.
6. Cut four slits in the top front and bend like this:
 
7. Tape one eye on each tab
8. Tape on tail and legs.

Fold Up